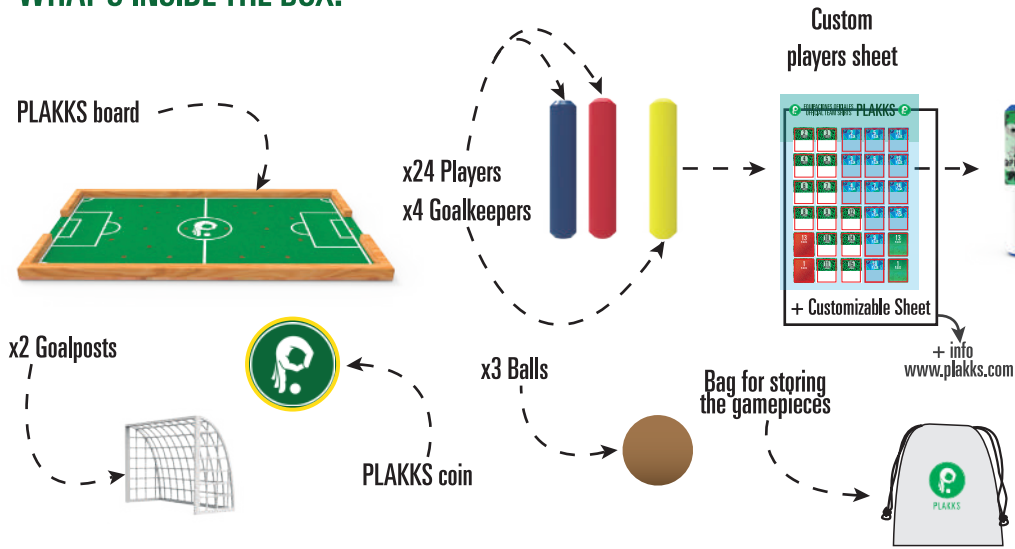


PLAKKS RULES

EN

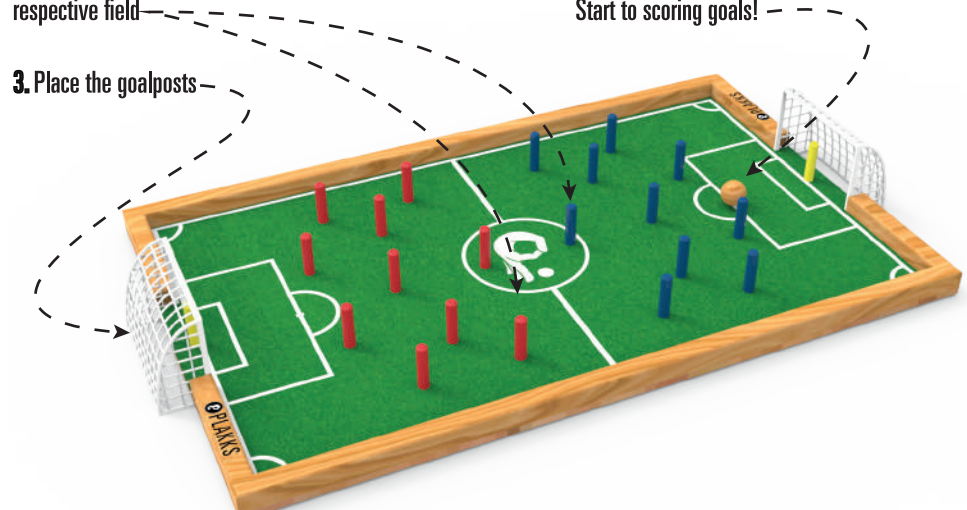
EN

WHAT'S INSIDE THE BOX:




BEFORE STARTING THE MATCH

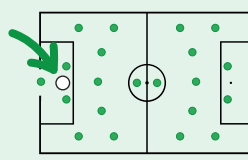
1. Place PLAKKS board between the 2 players
2. Place the players in the spots of your respective field
3. Place the goalposts
4. Flip the PLAKKS coin to decide who starts
5. Place the ball at this point of the area and ... Start to scoring goals!

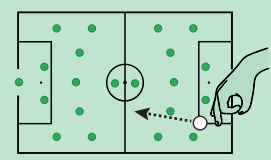


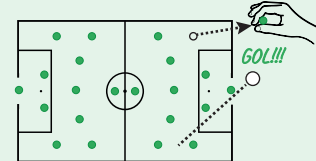
HOW TO PLAY:

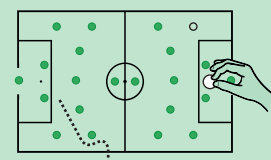
- The 22 players are placed in their respective spots on the field.
- The object of the game is to score a GOAL in the opposite goal. But how?

- 

1 Decide what player starts by draw or mutual agreement
- 

2 The starting player will do so from the white point located in the area.
- 

3 After kick-off the opposing player will shoot from where the ball stopped, and so on throughout the game. That is, each player has a shot and will always do so from where the ball stops.
- 

4 When a goal is scored the player receiving the goal will have to remove a player from his team. Afterwards he will shoot from the white point in the area.
- 

5 If the ball goes out of the field, the opponent will start from the point of the area and he or she will have 2 consecutive shots. It is a way of penalizing the player who throws the ball off the field.

- Whoever runs out of players on their team loses!