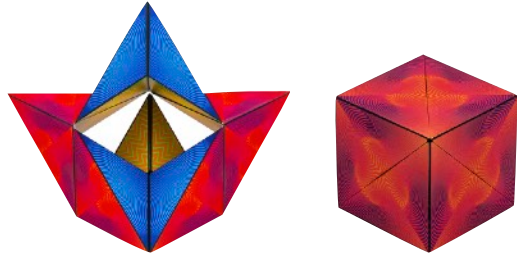




Are you ready to master the shape shifting box?

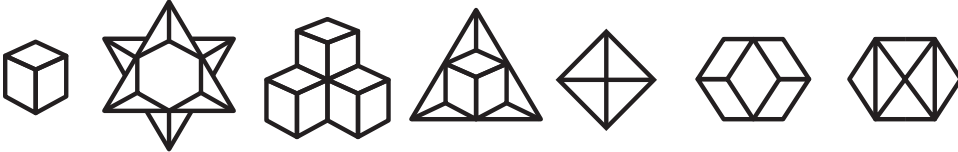
Getting Started | How to Open:

Shashibo can only be opened on 2 of its 8 corners. Start at one of these corners by gently pulling it open like a pistachio. Then try to make this shape to get started:



Explore & Discover

Discover over 70 shapes & possibilities! Gently let your Shashibo fold through itself until you feel the magnets connect. If they connect, then you know you created one of the shapes! See our videos for help.



How to Close:

There is a trick to getting Shashibo back to its original cube shape. Use the outer pattern when it was closed as a cube as a guide, and see if you can figure out how to connect the corners back to a square shape!

Watch & Learn

Download the **Fun in Motion Toys app** for Apple & Android. We'll show you how to create over 70 shapes with Shashibo!



Follow Us






Share how you have mastered your Shashibo puzzle!

#Shashibo | @funinmotiontoys



Visit funinmotion.com/shashibo for more instructions.

DISCOVER 70+ SHAPES!



COLLECT & COMBINE FOR MORE TRANSFORMATIONS!

