

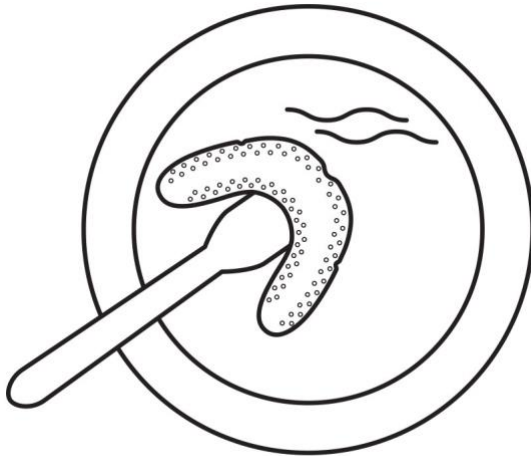
SOVA Night Guard Fitting Instructions

Fitting Checklist:

- Bowl, ceramic or glass
- Hot, but not boiling, water (~160 °F)
- Fork or similar utensil
- Mirror

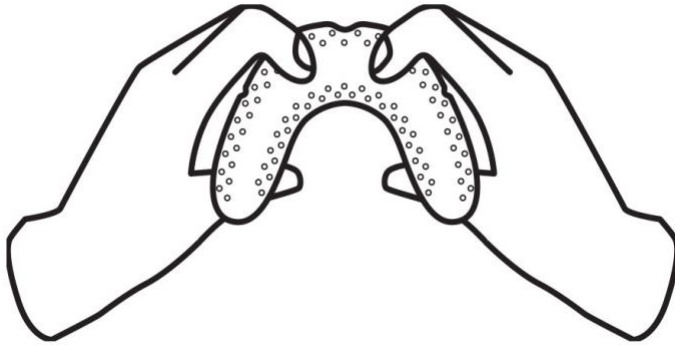
Instructions:

1. Wash your hands and the material with mild soap and water.

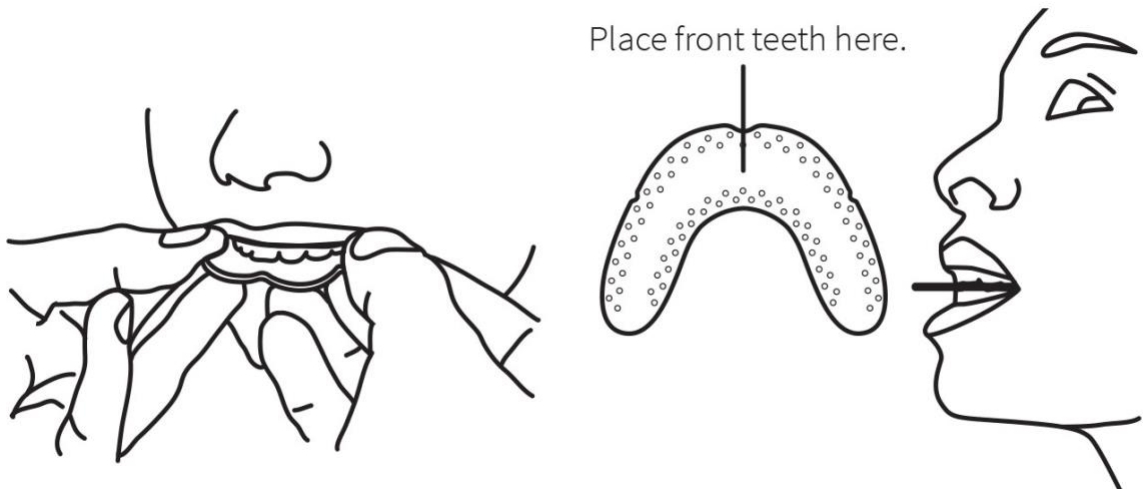


2. Heat water to about 140-160°F for example in a kettle, on the stove top or in a microwave oven. Immerse the night guard in hot, but not boiling water until the material becomes soft and pliable. Then lift up the material with a fork or your fingers. Please note that the colored night guard may take a little longer to soften.

3. Hold the soft material as shown in the picture. DO NOT LET IT FOLD!



4. Bite down gently on the solid front bar then press the tongue against the material to hold it in place.



5. Use a mirror. Mold it against the front of the teeth with your fingertips and up on the sides to the gum line to create the shield. Make sure most of the material is on the outside of the teeth. The material will not extend to the gum line.



6. Close the lips over the night guard and gently create suction until the material has hardened. This will ensure a snug fit within a minute or so. If you are not satisfied with the result just slip the night guard back in the water, let it soften and straighten out and then start over.



Unhappy with your fit? NO PROBLEM! Every SOVA Night Guard is remoldable up to 20 times. Simply place your formed SOVA Night Guard back in the hot water, let it soften and straighten out, and there you go! Time for Round 2.

Here's a list of things to consider when fitting your SOVA:

DO THIS:

- Use water that is hot to the touch to _____activate your mouthguard.
- Double check that the bottom of your front teeth are lined up with the bite pad.
- Suck in air gently, creating a snug but _____still comfortable fit.

DON'T DO THIS:

- Use boiling water to mold your SOVA Night Guard!
- Overly stretch the material, creating too-large perforations
- Suck-in air too enthusiastically, creating _____a fit that's too tight.
- Bite down too hard or create deep bite marks in the night guard.